

July 2022

THE CHURCH GUARDIAN

A MONTHLY NEWSLETTER FROM SHEEPDOG CHURCH SECURITY



IN THIS ISSUE:

- Training Spotlight
 - Weekly Team Briefing
 - Lessons Learned
 - Monthly Articles
 - Church Security Roll Call
 - Guest Article
 - Certified Instructors
 - Upcoming Seminars
 - Sheepdog Corner
-

TOP NEWS STORY

HERO AT ALABAMA CHURCH SHOOTING SUBDUED GUNMAN

A hero attending a potluck dinner subdued the gunman who opened fire inside an Alabama church Thursday, killing three members, police said. Police announced the death of the third victim Friday afternoon.

Source: [CLICK HERE](#)

TRAINING SPOTLIGHT

Protecting Children from Sexual Abuse in the Church

Children are at risk virtually everywhere in today's society. They're exposed to predators and abusers in the wider community. They're faced with deprivation and neglect at home, or at the hands of caregivers. Sadly, they're also at risk in the church.

Child abuse and neglect, sexual abuse and predation can occur anywhere, from the home to children's church and the church nursery. Our children are our most precious resources, and treasured gifts from God. Remember the words of Christ Himself, "If anyone causes one of these little ones – those who believe in me – to stumble, it would be better for them to have a large millstone hung around their neck and to be drowned in the depths of the sea."

The Protecting Children from Abuse module delivers essential information, tips, guidelines and practices all designed to help ensure that the children within your congregation are protected when on the grounds.



**Equip Yourself
with the Tools
needed to Protect
Houses of
Worship!**

[Click Here](#) to
Learn More!

WEEKLY TEAM BRIEFING

Equip and Train

The Theme for June 2022

And He Himself gave some to be apostles, some prophets, some evangelists, and some pastors and teachers, for the equipping of the saints for the work of ministry, for the edifying of the body of Christ (Ephesians 4:11-12 – New King James Version).

The Weekly Articles

Essential equipment was the theme for June before a shift in the order of articles. However, we can find equipping in the weekly articles.

“2017 Burnette Chapel Shooting” (Lesson Learned) – “The lesson learned from this church shooting recommends outside surveillance cameras. Properly placed and monitored, they would have shown the assailant exiting his SUV with a ski mask and weapons. Entryway and hallway cameras would have shown him coming toward the sanctuary. Of course, the side door should have been locked, a procedure tragically overlooked on May 24 at the Uvalde, TX, elementary school.

“Shut Out, Shut In” (Lockouts and Lockdowns) – It is obvious that a quick and secure means of locking classroom and outside doors is essential for successful lockouts and lockdowns. Along with this are doors that resist forced entry. Again, cameras are essential to spot and track a gunman

“Relieving Tension” (Calming Tempers through Verbal De-Escalation) – What is needed here are individuals who have been equipped (trained) to calm tempers and restore peace. One piece of physical equipment needed is the two-way radio to inform the team and call for backup.


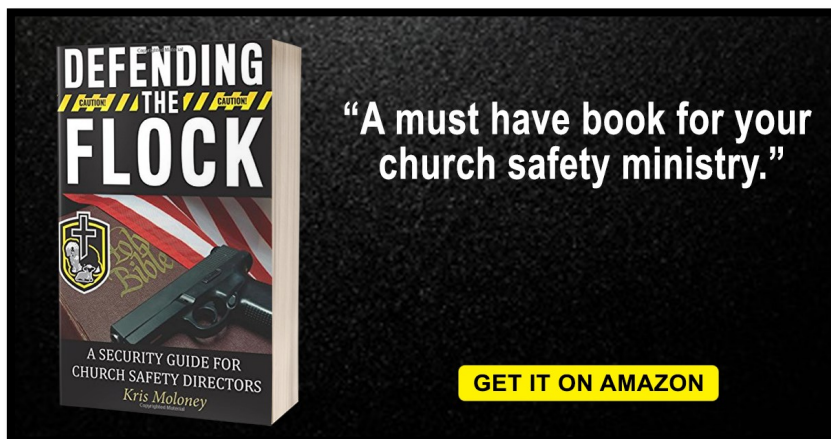
“Building Resistance” (Educating Children against Attempted Abuse) – The equipment in this article is not physical (except for a smart phone or computer). It is an online resource, the “Safety and Education” section of the Dru Sjodin National Sex Offenders Public Website (NSOPW). The purpose of this section is to equip parents and other caregivers of children and youth in sexual safety. This article focused on equipping children and youth to resist sexual abuse.

Weekly Team Briefing Continued

Action Points

Equip your church and your team to respond to various challenges with:

- ◆ Cameras to spot and monitor an active killer.
- ◆ Training for the responder and radios to inform the team of disruptive persons.
- ◆ Secure doors and locks for lockouts and lockdowns.
- ◆ Resources to help train children and youth to resist sexual predators.



2017 Burnette Chapel Church of Christ Shooting

A MONTHLY FEATURE LOOKING AT CHURCH SHOOTING INCIDENTS

From the Bible

Dearly beloved, avenge not yourselves, but rather give place unto wrath: for it is written, Vengeance is mine; I will repay, saith the Lord (Romans 12:19).

To me belongeth vengeance and recompence ... (Deuteronomy 32:35a).

Introduction


There are several contributing factors to church shootings. Vengeance on behalf of others was a stated motive for this church shooting, while mental illness was a possible correlated factor.

The Incident

It was Sunday morning, September 24, 2017. Sometime after the morning service had begun, a blue SUV parked by the side of a small church in Antioch, Tennessee, an incorporated municipality enclave of Nashville-Davidson County. The occupant put on a black ski mask and got out of the vehicle carrying two handguns, leaving the engine running (two other firearms, including a rifle, were found in the SUV).

When the service had ended, a member of the church left and walked around the corner to her car. The man from the SUV shot her several times, killing her. He then entered the church through the main entrance and into the sanctuary, shooting as he went. By this time, people were running. Six were hit and wounded, including the pastor.

An usher rushed the shooter, finally grabbing the hand with the gun after being pistol-whipped. The two men struggled over the weapon. It fired accidentally, hitting the assailant in the leg. He went down, dropping the gun.



The usher picked up the attacker's gun and handed it to his father, who held the gunmen at bay until the usher returned with his own weapon. The shooter stayed in place until police arrived.

At least one classroom was locked down. A child heard gunfire and barricaded the room's door - a skill learned in school.

The Killer

When the assailant's ski mask was removed, members of the church were in shock. This person had attended and been active in the church a few years earlier. He was an immigrant who came here 21 years earlier from an African nation when his Christian family fled persecution.

It is not clear why the shooter left the church. However, judging by his social media followings and posts, he fell under the influence of Black supremacy groups after he left. It was 2¼ years since the Emanuel AME shooting, and this individual wanted to avenge the crime of a White supremacist. A note in his SUV indicated that he intended to kill ten White persons for the nine Blacks killed in Charleston.

Before the attack, the assailant posted coded messages on social media sites.

His choice of a target church is ironic. Burnette Chapel is a multiracial, multi-ethnic congregation. It seems to be because he was familiar with that place, but not with any all-white churches.

The shooter did not have a criminal record. Nor did he have a history of mental illness. However, two years after the shooting, a state psychiatrist diagnosed him with a schizoid bi-polar condition.

The Impact

The assailant was charged with one count of first degree murder and several counts of attempted murder. He was convicted and sentenced to life in prison. The usher was called a hero for engaging the shooter.

The congregation has kept its membership during the 4½ years since the shooting. If there have been any security measures put into place since then, they are not publicly known. The church's website and Facebook page reveal nothing about an emergency response team.

Lesson Learned: Look outside

There is no way for someone in the sanctuary to easily see the parking area to the side of the church during a service without being conspicuous. However, someone inside a classroom or the restroom on that side can see out a window. This means a person can park on the side of the building during a service with little chance of being seen.

As you pull into a Walmart parking lot, look at the top of the front wall. Cameras are there. Once you spot one, you'll see others. Several crimes have been solved, thanks to images from those cameras.

Google Maps' July 2019 Street View did not show any outside cameras on the church building, so if there are any cameras, they are either concealed or installed after the date of the street view.

Here are some suggestions for knowing what is outside:

- ◆ Find a way that safety/security volunteers can see outside with no hidden areas. Installing cameras with a monitoring system is now less expensive than installing new windows. If well-positioned, they can cover areas that can't be seen through a window.
- ◆ Have safety team members monitor the parking lot and other areas outside.
- ◆ Conduct at least one patrol during each service. Members on patrol look for signs of suspicious activity.
- ◆ Additionally, know where former members are and what they are doing. If you can, keep in touch and/or have someone follow them on social media. At the least, a friendly relationship can be maintained. On the other hand, the Church Safety Committee or the Threat Assessment Team may become aware of concerning developments - such as threatening social media posts - in time for intervention.

A Footnote

Outdoor security camera systems vary widely in price. Some cost thousands of dollars, but there are others that range from less than \$400 to about \$800. Choose a system that can be monitored in real time.

Recommended Resources

Three *Sheepdog Church Security* resources are the videocast with its [Show Notes](#), a [Church Security Guide](#) article, and training through the [Safety Member Certification](#) program.

Videocast Show Notes (Lesson Learned)

“2017 Burnette Chapel Church of Christ Shooting” is covered by Kris Moloney in a videocast with emphasis on the lesson learned from this incident. This is through the *YouTube* channel [Sheepdog Church Security Academy](#). You can subscribe to this channel.[1]

Beneath the video screen in the Comments section (you may have to click “Show More”) is a link to the “[Church Shooting Lessons Learned Download](#)” show notes (essentially an article summary). Lesson Learned show notes are available for a month from the posting date.[2]

Church Security Guide

“Church Safety Teams and Active Shooter Training” in the Church Security Guide has information about how to prepare for and respond to active shooter incidents.[3]

Training

All Church Safety Teams are encouraged to have all their members trained and certified through the *Safety Member Certification* program. Among the seven training modules is “Active Shooter Response v4.” A soon-to-be-added module will be on medical response, which will be needed if there is an active killer in the church.[4]

Training is available in three formats: in-person classes, individual online training, and live Zoom classes.


Conclusion

Some church shootings begin outside the building then come inside. Three examples are those at New Life Church in Colorado Springs, Colorado, First Baptist Church in Sutherland Springs, Texas, and Barnette Chapel Church of Christ in Antioch, Tennessee.

There Is More

This is the first article for June. The others are “Shut Out, Shut In” (Lockouts and Lockdowns), “Relieving Tension” (Calming Tempers through Verbal De-Escalation), and “Building Resistance” (Educating Children against Attempted Abuse).

[Article References](#)



SHUT OUT, SHUT IN

Lockouts and Lockdowns

Introduction

"Katie, bar the door," is an old saying which generally means, "Trouble is coming, so take precautions." The most likely origin is an incident in Perth, Scotland, in 1437. Catherine "Kate" Douglas tried to save James II, King of Scotland, from a mob. The lock bar for the door was missing, so she used her arm. It didn't work - her arm was broken, and the mob came in and murdered the king.



This story points out the importance of locking a door to keep killers out. The door and the lock need to be strong enough to resist forced entry, but that won't work unless the door is closed and locked.

In the News

Yakima, Washington, April 16, 2022 - A Saturday evening service was in session when police officers came in and told the church to lock down. A man under a warrant for three charges (including for firearms) was fleeing police after they spotted him in the area. He was later wounded in a shootout with officers.[2][3]

Palm Beach Gardens, Florida, December 17, 2019 - On a Tuesday morning, someone spotted a "suspicious person" in camouflage in front of a church and its school and called 911. Police contacted the school and the church and had them both lock down. After a thorough search of the area, the church and school were given an "all clear." [4]

Antioch, Tennessee, September 24, 2017 - During the shooting at Barnette Chapel Church of Christ in Antioch, children in a class heard gunfire. They closed and locked the door, and a ten-year-old boy helped barricade it.[5]

[Dothan, Alabama, March 26, 2021](#) - While a youth event was happening at a large church, a shooting victim was reported in the parking lot. Police contacted church security, who called a lockout. It turned out that the victim had been shot in both feet in a suspected road rage incident several blocks away. Shots fired into a car went through it into a third vehicle occupied by the victim, who was taken to the church in an uninvolved vehicle.[6][7]

Videocast and Show Notes

This article, "Shut Out, Shut In" (Lockouts and Lockdowns), is covered by Kris Moloney in a videocast. The audio portion is in a [podcast](#). You can subscribe to the videocasts on the YouTube channel "[Sheepdog Church Security Academy](#)." In the comment section beneath the video screen is a link to the Show Notes (article summary). These are available for one week.[8]

From the Bible

- ◆ Once the walls were built, Nehemiah had the gates closed at night for protection against their enemies:

And I said unto them, "Let not the gates of Jerusalem be opened until the sun be hot; and while they stand by, let them shut the doors, and bar them" ... (Nehemiah 7:3a).

- ◆ The disciples closed the doors to keep their enemies out:

Then the same day at evening, being the first day of the week, when the doors were shut where the disciples were assembled for fear of the Jews, came Jesus and stood in the midst, and saith unto them, "Peace be unto you" (John 20:19).

The Barrier

Fences and walls, doors and gates - these are barriers to keep animals or people either in or out of a space. For church safety & security, these are to protect persons inside by keeping out thieves, disrupters, and violent attackers,. While walls are fixed in place, doors can be open or shut, locked or unlocked.

While we're considering walls and doors, these need to be able to resist forced entry. This topic is covered in a previous article, "[Strengthen the Gate](#)" and its accompanying [videocast](#).[9]

At the Right Time

Knowing when to unlock and open and when to close and lock is the key to having both accessibility and safety in the church. Since a violent attack is not a scheduled event (at least not on the church's calendar), we must be alert, discern when there is an immediate threat, and "bar the door."

In three of the news stories, activity outside the church (one with a school) resulted in lockouts (which news outlets continue to call lockdowns). In one story an active shooter was already in the church, and the occupants of a classroom locked down.

Lockout

You're alert for threats both outside and inside the church. A threat is detected outside. It could be a man taking a rifle out of a car, an armed person trying to sneak up, a fight on the street, someone already shooting, etc. It's time for a lockout.

Lock all outside doors that are not already locked. If only the doors attended by safety team members or trained greeters are unlocked, all this takes is a call on the radio. If the church has an access control system, all it takes is to push a button. Call "Code Orange - Parking lot - Lockout" on the radio so the entire team knows what is going on, then call 911.

If the attacker is only using a knife or a machete, locking the doors should be all you need to do. However, most intentional mass killers use firearms. When a lockout is called, everyone should get where they will not be seen through windows, and all lights are shut off. If you are in the foyer with the lights off when the killer comes to the door, you can see him more easily than he can see you.

In a lockout, have more than one Safety Team member in the foyer ready to engage the attacker breaking in. Be ready to shoot from cover if needed. Have all non-team persons go where they can lockdown or evacuate. Medical responders can hide where they can come out when safe if needed.

Lockdown

If the threat is detected inside or an attacker is attempting to break in, call for a lockdown. Those who can evacuate will do so, but those who can't evacuate should lock themselves in their rooms. This especially applies to classrooms, offices, and some activity areas - any place where coming out of the room may make you a target.

In each room, someone locks the door. The best way to do this is to have door latches that remain locked, but can still be opened from the inside. Then if you're in the room (or went in to hide), all you have to do is close the door. It's locked. Barricade the door if you can. This makes it more difficult for an assailant to force his way in. It will also buy more time for everyone to go out a second door or through a window.

Turn off all lights. Hide from the windows, especially a window in the door. Shut off all mobile phones. Be quiet and still. Wait for an all-clear from the police. If they're still looking for an attacker down your hall, you don't want to stick your head out the door.

Preparation and Practice

If you have to have a lockout and/or a lockdown, it works better if you are ready for it. This takes preparation and practice.

Prepare

- ◆ Make sure that all doors, inside and out, are resistant to forced entry. Outside doors should be the most resistant. See the article "[Strengthen the Gate](#)." [9]
- ◆ Have and follow a policy of leaving no outside door unlocked unless it is attended by a safety team member or a trained greeter/usher.
- ◆ Print concise and clear directions on what to do when a lockdown is called and post them in every room. *Sheepdog Church Security* has an [Active Shooter Checklist](#).

Practice

- ◆ Drill the team at least once a year (two or three times is better) in lockout and lockdown procedures.
- ◆ Hold an active shooter drill for the church so the congregation knows what to do, depending on where they are at the time. This includes when to evacuate, when to lock down, finding concealment or cover, and engaging the killer if there's no escape.

Training Note

Church Safety Teams are encouraged to have all their members trained and certified through the Safety Member Certification program. Three training formats are available:

- ◆ Team Certification (church-hosted classes)
- ◆ Individual Certification (online training)
- ◆ Online Events (live Zoom classes).

Lockouts and lockdowns are covered in the training module "Active Shooter Response." [1]

Conclusion

If armed assailants attack the church, two defensive moves are shutting the attackers out of the church (a lockout) and shutting vulnerable persons in safe places (a lockdown). These measures put barriers between attackers and their intended victims.

There Is More

The other articles for June are "2017 Burnette Chapel Shooting" (Lesson Learned), "Relieving Tension" (Calming Tempers through Verbal De-Escalation), and "Building Resistance" (Educating Children against Attempted Abuse).

[Article References](#)



**YOUR
FREEDOM
MATTERS**

The first concealed weapon legal
defense program to truly provide
Legal Defense for Self-Defense

GET PROTECTED NOW



RELIEVING TENSIONS

Calming Tempers through Verbal De-Escalation

Introduction

Is this scenario familiar?

For whatever reason, two people get into an argument. This becomes ugly, and the two end up licking their wounds. There may be physical hurts, with a slap, a blow from a fist, or worse. Now you wish someone had calmed tempers, restoring peace, someone who used verbal de-escalation.

In the News

Successful verbal de-escalation is not likely to make the news unless police are involved, as in these stories:

Hyattsville, Maryland, March 12, 2021 - Hyattsville police responded to a 911 call from a convenience store. A man in the store was angry, agitated, and generally incoherent. Officers observed that the man was in an emotional and mental health crisis. The man was sitting on the floor, so one officer sat down with him while the other made space for them. The officer on the floor kept calm, even in the face of verbal abuse. The man eventually calmed down and let the officer have his cell phone. The officer called the man's family. They came and took him.

Police in Hyattsville are trained in verbal de-escalation and personal crisis management. A Mental Health and Wellness Day was held the following month.[2]

Laredo, Texas, January 13, 2021 - Police responded to a 911 domestic disturbance call. Arriving at the home, they were informed that one of the parties was leaving in a pickup truck. They radioed this information and the description of the truck.

Wherefore, my beloved brethren, let every man be swift to hear, slow to speak, slow to wrath; For the wrath of man worketh not the righteousness of God

(James 1:19-20).

A soft answer turneth away wrath: but grievous words stir up anger

(Proverbs 15:1).

Blessed are the peacemakers: for they shall be called the children of God

(Matthew 5:9).

A few blocks away, other officers spotted the suspect's vehicle and made a traffic stop. Approaching the driver's door, they saw the man holding a knife to his neck. He threatened to kill himself if they tried to arrest him.

The officers established a security perimeter around the vehicle and called for a negotiator. This officer was able to build rapport with the driver. He got him to throw the knife on the ground and get out of the truck. Officers took him to a local hospital for mental evaluation and treatment.[3]

Miami, Florida, May 19, 2021 - A police officer on patrol stopped to investigate something suspicious. He heard a noise, turned, and saw a man trying to open the car door. The officer approached the man and asked what he was doing. "I'm trying to steal ****," was the reply.

Then the man, with some object in his hand, approached the officer, yelling and threatening to kill him. The officer ordered him to drop whatever he had and put his hands up. The man kept moving toward the officer, who slowly backed up.

Finally the officer used a Taser. The points got caught in the man's loose clothing, so the effect was minimal at best. A bystander was yelling at the man to calm down.

When backup arrived, the other officers commanded the man to lie down, but he did not listen. Then they closed in around him and restrained him. A superior officer said the patrolman and the backup officers were following their de-escalation training to avoid use of deadly force.

It turned out that the suspect was homeless and was trying to get arrested so he could have a meal, a shower, and a bed for the night.[4]

Robbins, Illinois, November 11, 2019 - Would it have helped here?

Six unruly drunk men had been escorted out of a nightclub in this Chicago suburb. One returned with a handgun and began firing. A security guard forced the shooter outside and down to the pavement, knocking his gun away. There he held the gunman down at gunpoint, waiting for the police.

Police from another suburb responded. It was dark, and the SECURITY lettering on the front of the guard's black vest and his cap could not be seen from the side. The officer reportedly commanded the guard to drop his gun, but it is uncertain whether the guard could hear and understand him amid the noise. The officer fired, killing the guard.[5]

Four days later, an opinion piece in USA Today said that state laws should be reformed to require law enforcement officers to first use de-escalation to avoid using deadly force and be trained in how to do it. How that would have worked in this incident was not explained.[6]

Videocast and Show Notes

Kris expounds on this subject in a [videocast](#) (the audio is in a [podcast](#)). You can subscribe to the [Sheepdog Church Security Academy](#) channel on YouTube.[7]

Beneath the video screen is a link to Show Notes (an article summary), which will be available for one week.

Turning away Wrath

Verbal de-escalation can be compared to turning down the heat of a burner on the kitchen stove. Realistically, it is more like electric than gas. Turn off a gas burner, and the flame is gone. Turn off the electric one, and you wait for the heating element to cool down. It takes some patience. That's how it was in Hyattsville.[2] The responding officer had to be patient for the subject to calm down.



It is like that when relieving tensions in the church. We must remain calm to bring calm. The officer in Miami remained calm, even when ordering the suspect to drop whatever was in his hand.[4] It is easier to remain calm when you have a clear picture of what you are to do.

In the first Bible verse above, James provides a three-point guide:

- ◆ Be quick to hear.
- ◆ Be slow to speak.
- ◆ Be slow to anger.

This is echoed in the four goals of verbal de-escalation presented in the training module:

1. Keep lines of communication open.
2. Get the person talking.
3. Actively listen.
4. Maintain control through clear and calm communication.[1]

Keep lines of communication open

- ◆ Approach disruptive persons in a non-threatening manner.
- ◆ Stay where you can be seen so they don't think you're sneaking up on them.
- ◆ Speak to them. Find out their names and refer to them by name in the conversation.
- ◆ Keep your posture, facial expressions, and body language both confident and non-hostile.

Get the person talking

- ◆ Ask the person's name, if you don't already know it.
- ◆ Ask a non-accusatory question about what's happening in a way that shows interest in what they will say.
- ◆ Wait for them to answer.

Actively listen

- ◆ When they pause, indicate you're listening with responses such as "I see."
- ◆ Paraphrase what they're saying, such as, "So you feel that ...". This lets them know you understand what they're saying.

Maintain control through clear and calm communication

- ◆ First, be in control of yourself.
- ◆ Don't be argumentative. Use "and" instead of "but" to avoid arousing defensiveness.
- ◆ Use short sentences and short, commonly-understood words.
- ◆ Speak slowly. This communicates calmness.
- ◆ Control the volume and tone of your voice.
- ◆ Limit what you say to what has to be said.

Other points

- ◆ Smile. It doesn't have to be cheesy, just a relaxed smile.
- ◆ Relax your face. Don't raise your eyebrows, frown, or grimace.
- ◆ Maintain natural eye contact, but without staring.
- ◆ Don't be rigid.

Above all,

Maintain the Mind of Christ. You are here to help these persons. Frankly, some of them really need help.

Training Notes

"Deescalating Disruptive Persons v4" is a training module in the *Safety Member Certification* program.[1] It covers:

- ◆ What is Verbal De-Escalation?
- ◆ Engaging with a Disruptive Person
- ◆ Verbal Strategies that Work
- ◆ Maintaining Personal Control

Each Church Safety Team is urged to have all its members trained and certified through the [Safety Member Certification](#) program. There are three formats available:

- ◆ [Team certification](#) in church-hosted classes.
 - ◆ In some areas [Certified On-Site Instructors](#) are available for teaching classes. Currently, there are instructors based in Arkansas, Maine, Minnesota, New Jersey, and Wisconsin. Some may teach in neighboring states.
- ◆ [Individual Certification](#) through self-paced online instruction.
- ◆ Online Events with live Zoom classes for individuals and teams.

The next season begins this Fall with four tracks, beginning September 11, November 13, January 29, and March 26. There are eight training modules:

- ◆ Safety Team Fundamentals
- ◆ Active Shooter
- ◆ Deescalating Disruptive Persons
- ◆ Protecting Children from Abuse
- ◆ Basic Use of Force Laws
- ◆ Arson and Fire Safety
- ◆ Storms and Disasters
- ◆ Mass Trauma Emergencies

Conclusion

By relieving tensions through verbal de-escalation we protect the church while ministering to disruptive individuals.

There Is More

This is the third of four articles in June. The others are "2017 Burnette Chapel Shooting" (Lesson Learned), "Shut Out, Shut In" (Lockouts and Lockdowns), and "Building Resistance" (Educating Children against Attempted Abuse).


[Article References](#)



RECOMMENDED EQUIPMENT FOR SAFETY MINISTRIES

VISIT THE SDCS ONLINE STORE

The advertisement features a grid of images: two walkie-talkies, a book titled 'DEFENDING THE FLOCK: A SECURITY GUIDE FOR CHURCH SAFETY DIRECTORS', a folding knife, a first aid kit, a red-handled tool, and a spray can. A logo with a cross and a figure is in the bottom right corner.



BUILDING RESISTANCE

Educating Children against Attempted Abuse

Introduction

Forewarned is forearmed. When we know of a threat, we can treat it as a threat. Considering the threat of sexual molestation, we need to forewarn our children, not only making them aware of the threat, but also knowing how to take precautions, recognize it, and avoid or escape it.

In the News

Escambia County, Florida, May 18, 2021 – About 7:00 in the morning, an 11-year-old girl was at a street corner waiting for the school bus. While she was sitting on the grass playing with a Blue Slime toy, a white SUV on the side street stopped at the corner. A man got out, ran over to the girl with a knife in his hand. He grabbed the girl and tried to drag her to the vehicle. She fought him off. He ran back to his car and sped away. She picked up her books and headed home. There she told her parents about the man. They then called the police.

Video footage from a home security camera help police identify the vehicle. They arrested the owner, a sex offender with a criminal history. He had spray-painted the SUV in an attempt to change the evidence, but he had some of the blue slime on him.

Days earlier, someone in a white car, presumably this individual, had stopped at the bus stop and had a few words with the girl, which she had also reported to her parents.[3]

Whittier, California, February 5 and 22, 2013, March 6, 2013 – On February 5, a man (est. age 25-35) made two attempts to kidnap girls in Whittier. At 11:45 am near one park, he offered a ride to a 17-year-old, and she refused. At 4:40 pm, he argued with two high school girls, telling them to get into his car. They ran off.

My son, hear the instruction of thy father, and forsake not the law of thy mother: For they shall be an ornament of grace unto thy head, and chains about thy neck. My son, if sinners entice thee, consent thou not
(Proverbs 1:8-10).

Discretion shall preserve thee, understanding shall keep thee: To deliver thee from the way of the evil man, from the man that speaketh froward things
(Prov. 2:11-12).

On the 22nd, the same man (same descriptions, including the car), this time wearing a mask, grabbed a girl (age 7), then another (age 11), forcing them into his car. The 11-year-old opened the door when she had a chance, and both girls escaped.[4]

Then on March 6, another man, age 41, attempted to abduct a woman (age 18), and was later arrested. She fled and called 911 when he tried to grab her.[5]

Dubai, United Arab Emirates, sometime before September 16, 2019 – According to the Filipino Times, a 10-year-old girl was pestered by a man trying to "connect" with her. In the lobby of the building where she lived, he asked for her apartment number, but she refused to tell him. He later encountered her in a food store and tried to touch her. Back in the apartment building, he followed her to the elevator. She tried to close the door, but he barged in and touched her. She kicked him and screamed, and he fled.[6]

- ◆ Several news sources tell of men attempting to molest girls 9-14 years of age in elevators in Dubai. Elevators are frequent locations of attempted molestation around the world, including in the United States and Canada – even stories of women trying to molest boys.

Videocast and Show Notes


Each weekly article, including this one – "Building Resistance" (Educating Children against Attempted Abuse) – is discussed by Kris in a [videocast](#) and [podcast](#). You can subscribe to the videocast on the *YouTube* channel *Sheepdog Church Security Academy*.^[7]

Below the video window is a link to the [Show Notes](#) (an article summary). These are available until the next videocast is posted a week later.^[8]

By the way, there is a place to search for sexual offenders in your area and to check on individual persons. It is the Search and Verification page on the [Dru Sjodin National Sex Offenders Public Website](#).

Survival Skills for Children and Youth

In the news stories above, young people ages 10 to 18 resisted sexual abusers. One who was kidnapped took advantage of a chance to escape, freeing another victim (age 7) in the process. When I was a child, we were warned about strangers offering gifts, rides, etc.



Evidently, the young people in the news stories knew enough to resist strangers. Unfortunately, most cases of sexual molestation of minors are perpetrated by persons the victims know and trust. Most of these are authority and mentoring figures; some are peers.

To a large extent we can bar sexual predators from being pastors, teachers, and activity leaders in the church, but a few may get through the net. However, we in church security cannot screen the family members, neighbors, family friends, classmates, school teachers, coaches, and scout leaders of vulnerable children and youth. But we can learn how to guide these young people, enabling them to be wary of attempts to groom them, entice them, trap them, make advances, and initiate inappropriate contact. This is teaching them survival skills (in some cases, we use "survival" literally).

Teaching Sexual Safety

Teaching children sexual safety is primarily the right and duty of parents and/or legal guardians, especially in the younger years (pre-teen). However, many parents are apprehensive about this task. They may feel awkward, embarrassed, or inadequate. This is more difficult for single parents. How does a single father teach this to a daughter, or a single mother to her son? Delicate issue? Right!

But her end is bitter as wormwood, sharp as a two-edged sword. Her feet go down to death; her steps take hold on hell (Prov. 5:4-5).

The church can help parents in this by encouraging them, convincing those who are skeptical, and helping them (especially new parents) learn how to teach this to their children and youth. The Church Safety Ministry would not likely be teaching classes on this topic, but they could be catalysts. The Church Safety Committee could encourage the church to train parents and encourage them to take advantage of available resources.

Available Sexual Safety Teaching Resources

There are resources to help parents and guardians teach their sons and daughters about sexual safety. One of these is included in the "Safety and Education" section of the *Dru Sjodin National Sex Offender Public Website* (NSOPW). This section is divided into five chapters:

- 
1. How to Prevent
 2. How to Identify
 3. How to Respond
 4. Questions & Answers
 5. After Your Search

The first two divisions of "[How to Prevent](#)" are "Educate Yourself" and "Learn about Healthy Development." "Educate Yourself" teaches the parents about "healthy sexual development" and "child sexual abuse." As parents learn these facts, they become more comfortable with the terms they will use when talking with their children. Following this brief presentation is a list of six links to more detailed information.

"Learn about Healthy Development" covers children's physical, mental, social, and emotional development. This should help parents – especially prospective and new ones – recognize what is age and developmentally appropriate for their children. The "For More Information" links include pages for specific age-ranges:

- ◆ Ages Zero to Three
- ◆ Ages Four to Five
- ◆ Ages Six to Eight
- ◆ Ages Nine to 12
- ◆ Ages 13 to 17
- ◆ Ages 18 and over

The third division of "How to Prevent" is "Talk to Your Child or Teen." Realistically, this teaching begins as soon as possible. The content and methods depend on the child's age and developmental stage. The opening statement of this division is, "Conversations with your child or teen should be open, casual and ongoing. As your child's understanding of the world grows, conversations can also grow."

The first subsection of this is "How to Talk to Your Child." The point here is to not wait until puberty begins to start talking about the birds and the bees. Why is this important? When we look at cases of sexual abuse, it is alarming how young many of the victims are. For instance, in Whittier, the girls a suspect kidnapped were ages 7 and 11. Fortunately, they escaped.

The outline for "How to Talk to Your Child" is:

- ◆ Names for body parts
- ◆ Model healthy boundaries
- ◆ Be sure talks are ongoing
- ◆ Be involved in your child's life
- ◆ Talk about media and technology

Two of the 5 links to more information are for "Tip sheet for talking to children and teens" from Stop It Now! and for "KidSmartz resources" for parents of children K–5, including parent tips and activities, from the National Center for Missing & Exploited Children.

"How to Talk to Your Teen" is the next subsection. This is a critical stage when the child is going through puberty (which may start at 12 or 11) and moving into adulthood. At this time, their bodies are changing in several ways. So are their emotions, affected by new hormones. Peer acceptance and inclusion is more important to them now, and they need our understanding and support.

Boundaries Are for Protection

Boundaries are challenged by rising sexual awareness and desires. This is when they are more attractive to predators and are more easily tempted by those wanting to take advantage of them. Parents should help them in setting and keeping boundaries.

Sheep and lambs are frightened by strangers, especially wolves and other predators, and will run. Children and teens should learn to recognize the signs of sexual predation, especially the actions which constitute grooming the prey or moves leading to molestation. Then when someone tries to molest them or makes them feel threatened, they should feel free to share this with the trusted parent, even if the offender is a family member or a family friend. Attempted inappropriate touching is an alarming sign which should definitely be reported. The child or teen should really know and feel that "It's OK to tell Mom."

Especially for Christian Parents

While the [Safety and Education](#) section of the *Dru Sjodin National Sex Offenders Public Website*[1] is for all parents of children and teens, there are resources especially for Christian parents. The church can use and/or promote these resources for parents. These approach the subject from a Christian point of view.

One of these is [Mama Bear Apologetics](#). They have books and study guides which some churches use in classes to help these parents present a biblical worldview to their children. Especially relevant to our topic is their book, [Mama Bear Apologetics Guide to Sexuality](#). A workbook for this will be available September 6.[9]

Training Note

The [Safety Member Certification](#) curriculum includes the training module "Protecting Children from Abuse v4." Each Church Safety Team is encouraged to have all its members trained and certified. This training is available in three formats: church hosted classes (Team Certification), self-paced online training (Individual Certification), and live Zoom classes (Online Events).[2]

There is also the article "[Protection of Children and Vulnerable Adults in the Church](#)" in the [Church Security Guide](#). This can be read at any time, especially to preview the topic before training and to refresh it later.[10]

Conclusion

We need help equipping our children to be sexually safe. The "How to Prevent" chapter the Safety and Education section of the Dru Sjodin National Sex Offenders Public Website teaches us how to train our children to avoid and resist sexual predators.

There Is More

This is the last article in June. The others are "2017 Burnette Chapel Shooting" (Lesson Learned), "Shut Out, Shut In" (Lockouts and Lockdowns), and "Relieving Tension" (Calming Tempers through Verbal De-Escalation).

[Article References](#)

CHURCH SECURITY ROLL CALL

WEEKLY TIPS AND ENCOURAGEMENT FOR CHURCH SECURITY TEAMS
HOSTED BY KRIS MOLONEY



Burnette Chapel CoC Shooting

[LISTEN ON SOUNDCLOUD](#)

[WATCH ON YOUTUBE](#)



Lockouts and Lockdowns

[LISTEN ON SOUNDCLOUD](#)

[WATCH ON YOUTUBE](#)



Calming Tempers

[LISTEN ON SOUNDCLOUD](#)

[WATCH ON YOUTUBE](#)



Building Resistance

[LISTEN ON SOUNDCLOUD](#)

[WATCH ON YOUTUBE](#)



SHEEPDOG'S MONTHLY GUEST ARTICLE

Back And The Future

BY: TERRY B.

No, I didn't miss print that conjunction And I did not mean to write the name of that great Michael J Fox movie.

The title was meant to be "And".

The reason I made it "And" was that as we look into the next year ahead and contemplate all the technology we have available to us, we really need to also look back to what the basics are without all the fancy computers and cameras. I am writing this article as the year changes to a new. As we look at how far security within churches and religious organizations have come, we must ponder where it is going in the future but reflect back also upon the basics that never change. With all this technology we have at the tip of our fingers, we must also realize that the basics never change, regardless of how we view the screens of all of our latest and greatest toys (um, I mean Tools). We must never forget to keep our heads up and on a swivel and pay attention to the basics. The cameras can't sense the feeling that wells up in your stomach when that person walks through the doors that you know is up to no good. The new technology can't pick up the tension between the husband and wife that may be a key observation that may be kindling to something that may ignite at a later time.

As I teach Situational Awareness classes I reiterate many times that the biggest enemy to Awareness these days are these little computers that we hold in our hands that attempt to steal our attention constantly. There is no better opportunity to distinguish the abnormal than to consistently observe the normal. After all, The Secret Service is only able to distinguish Counterfeit bills by intensely studying the real bills. It is often referred to as preconceived normality. A type of Normalcy Bias that can deter us from recognizing a developing situation. It is always best to be out and about seeing and making yourself seen. It's great to hang out around entrances and transitional areas.

This is another great reason to be wearing some type of identifiable shirt along with a photo ID lanyard. This allows people that need to speak to you to find you as well as show those that don't want to be seen by you to see you. You can even distinguish how someone reacts to seeing you as a possible hint to their intentions. If someone sees you in your polo shirt designated as Security or Safety, and immediately turns away and changes direct with little or no eye contact, maybe keep an eye on them.

So as we consider how amazing the future of church safety is and what new technology we have available to help us serve in the upcoming year, We want to also remember that the basics don't change. We as safety personnel are there to help those coming into our organization's buildings. We are there as a Ministry first and foremost!

I pray that the teams that you serve on will be used by God to change lives of those that you come in contact with weekly and that you allow God to change your life as a believer, husband, wife, mother, father, child, brother and sister in Christ. This upcoming year is certainly going to be a challenge.

After all, we thought that it could not get any worse than 2020 but then we realize that the year 2022 is pronounced "2020 TOO" That's something to think about! May we all have a blessed year in 2022 and be safe as we serve.



Terry Berringer is the owner/operator of Church Emergency Consulting. He was the founder, developer, trainer and director of the security, parking and medical teams of one of the largest congregations in south-west Pennsylvania for over 20 years.

To learn more, click on the image below:



**Church
Emergency
Consulting**

Terry Berringer

terry@churchemergency.com

412-527-3673

ONSITE INSTRUCTORS



JOSHUA COLEMAN

Location: Cabot, Arkansas 72023

Email: shepherdingsheepdogs@gmail.com

Phone: [\(971\) 409-2425](tel:(971)409-2425)



MICHAEL MERCER

Location: South Windham, Maine 04082

Website: <https://michaelmercerconsulting.com>

Email: michael@michaelmercerconsulting.com

Phone: [\(207\) 699-8840](tel:(207)699-8840)



BRIAN STOLT

Location: Belle Plaine, Minnesota 56011

Website: <https://stolttacticaldefense.com/>

Email: brian@stolttacticaldefense.com

Phone: [\(952\) 292-8758](tel:(952)292-8758)



MICHAEL & DESERÉE KENNEY

Location: Upper Deerfield Twp. New Jersey 08302

Website: <https://www.kenneyprotectiveagency.com/>

Email: info@KenneyProtectiveAgency.com

Phone: [856-283-8481](tel:856-283-8481)




JEFFREY TOEPPE

Location: Racine, Wisconsin 53402

Website: <https://www.personal-defense-training.com/>

Email: jeff@personal-defense-training.com



Phone: [262-994-0242](tel:262-994-0242)




SEMINARS AND CONFERENCES

**UNFORTUANTLY THERE ARE NO SHEEPDOG SEMINARS
OR OTHER CHURCH SECURITY SEMINARS
SCHEDULED AS OF JULY 5th, 2022.**

**If you know of any other Church Safety Seminars or
Conferences and would like to see them featured on the
Church Guardian, Please Contact us via Email at
KRIS@SHEEPDOGCHURCHSECURITY.NET**



SUPPORT LAW ENFORCEMENT OFFICERS
Want to help? Learn more about how you can assist officers in
overcoming the challenges of their job. Visit www.bluelife.support
PTSD • Mental Health • Spiritual Guidance • Training • Legal Protection



SHEEPDOG CORNER

Hi Sheepdog,

Below is the schedule for the 2022-2023 season. You will notice two primary changes. I will be facilitating the Online Training Events every week (skipping holidays) to give students more opportunities to train. This Summer, we will be adding a new module/course on Mass Trauma Emergencies. Feel Free to Contact Me with any questions, comments, or concerns. Seriously, Call Me: 612-470-7364

Your Loyal Companion in Christ,

Sep 11 | Nov 13 | Jan 29 | Mar 26

Safety Team Fundamentals

Sep 18 | Nov 20 | Feb 5 | Apr 2

Active Shooter

Sep 25 | Dec 4 | Feb 12 | Apr 16

Deescalating Disruptive Persons

Oct 2 | Dec 11 | Feb 19 | Apr 23

Protecting Children from Abuse

Oct 9 | Dec 18 | Feb 26 | Apr 30

Basic Use of Force Laws

Oct 16 | Jan 8 | Mar 5 | May 7

Arson and Fire Safety

Oct 23 | Jan 15 | Mar 12 | May 21

Storms and Disasters

Nov 6 | Jan 22 | Mar 19 | Jun 4

Mass Trauma Emergencies



Address:

**712 Maple Circle Belle Plaine,
MN 56011**

Phone:

612-470-7364

E-Mail:

Kris@sheepdogchurchsecurity.net

Website:

**[https://
sheepdogchurchsecurity.net/#](https://sheepdogchurchsecurity.net/#)**



Kris P. Moloney

A Police Officer with over 18 years of experience and a retired Army Captain and Company Commander. He has certifications in Crime Prevention, Security Assessments, and the Crime Free Program. He also has a Bachelor's degree in Ministry and a Master's degree in Organizational Leadership.